

About the Semester at Sea


SPRING 2017 VOYAGE

SAS SEMESTER AT SEA®



54 The Spring 2017 Voyage is Semester at Sea's 122nd Voyage in 54 years.

598 The number of students enrolled on Semester at Sea's Spring 2017 Voyage.



26% Male



74% Female

23%

Nearly one-quarter (23%) of students report their ethnicity as non-white. (9.5% Hispanic/Latino, 6.9% Asian, 3.2% Multi-Racial, 3% Black or African American, <1% Hawaiian/Pacific Islander and American/Alaskan Native)



33

The student body hails from 33 countries.



USA

The most represented country is the United States (87%; 522 students), followed by China (1.67%; 10 students), Mexico & United Kingdom (1.17% each; 7 students each), and Canada (.83%; 5 students).



California

U.S. Students hail from 43 out of 50 States. The most represented state is California (12%), followed by Colorado (8%), New York (6%), Texas (5%), Illinois, and New Jersey (4.5% each).



Students range in age from 17-32 (with 20 being the median age). The youngest member of the shipboard community is two years old and the most seasoned is 86 years old.



241 Students' home institutions total 241.

Home institutions sending ten or more students:

- University of Colorado, Boulder (40)
- University of San Diego (23)
- Colorado State University (19)
- Chapman University (18)
- University of Virginia (12)
- Western Kentucky University (11)
- Bentley College & University of Florida (10 each)




3.396 The incoming grade point average (GPA) for all students is 3.396.

Home institutions sending between five and ten students:

- Elon University (9)
- Bucknell and Penn State Universities; University of South Carolina (8 each)
- Universities of Mississippi, Georgia and Alabama; Clemson, College of Charleston & Cornell (7 each)
- Universities of Michigan & Tampa (6 each)
- Universities of Miami & Oregon (5 each)
- Arizona State, Johnson & Wales, Southern Methodist, and Indiana Universities (5 each)



76 Students list 76 academic majors



- 8** Eight students previously sailed on Semester at Sea ("Repeaters")
"Repeaters" are students who have previously sailed on a Semester at Sea voyage and return for a second experience.
- 4** Four students have recently graduated ("Post-Undergrads")
By virtue of an academic contract, post-Undergrads agree to fully engage in the academic program
- 33** Thirty-three students have deferred admission at their home institution in order to sail on SAS ("Gap Semester")
The majority of Gap Semester students (26) are Davis United World College Scholars (see below)
- 34** There are 34 of Shelby Davis' United World College Students on this voyage
These students are supported by a generous scholarship from Mr. Davis & United World College
- 5** There are five Tung Scholars
These students are supported by a generous scholarship from the C.Y. Tung Foundation
- 16** Lifelong Learners
There are 16 Lifelong Learners.

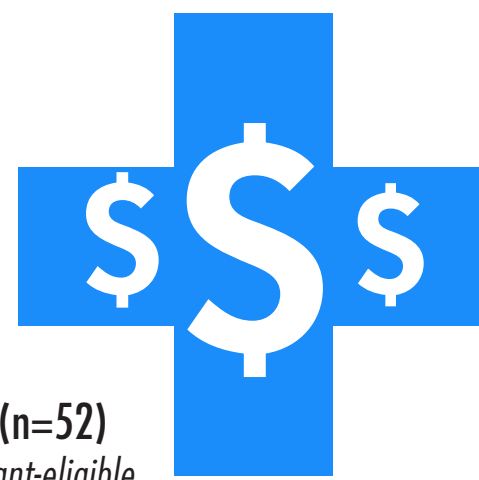
60%

Sixty percent of the Student body (n=362) received some sort of financial aid from Semester at Sea

\$5,552 The average Semester at Sea financial aid award is \$5,552 (excluding Davis & Tung scholarships)

\$5,000 The median Semester at Sea financial aid award is \$5,000 (excluding Davis & Tung scholarships)

8.6% Semester at Sea matched Pell-Grants for 8.6% of the Student body (n=52)
It is SAS's practice to provide matching grants to Students who are Pell Grant-eligible.



- 33 Academic Staff** This total includes 29 Faculty teaching 76 courses. Twelve of the academic staff have sailed on previous SAS voyages.
- 24 Administrative Staff** Administrative staff provides a range of programs, services and co-curricular support. Fifteen of the staff have sailed on previous SAS voyages.
- 46 Family Members of Faculty and Staff** Family members include spouses and partners (28) and Dependent Children (18) of faculty & staff.



The M/V World Odyssey's Officers and Crew number 175
The M/V World Odyssey's Multi-National Crew hails from 23 countries. The countries most represented are the Philippines (113), India (11) and Honduras (5). The gender ratio of the officers and crew is 88% male, 12% female.